



Smart  
connections.

## Data sheet

PLENTICORE BI 5.5/26 - 10/26

**BI**  
Battery Inverter

# PLENTICORE BI: The efficient AC storage inverter

## All-in-one

Compatible with the high voltage battery Battery Box Premium HVM/ HVS by BYD<sup>1,2)</sup>

Application range for single-family homes to commercial

Ideal for retrofitting existing PV systems

## Smart connected

Smart Communication Board – future proof, new functions can be added via the integrated Web Application

Display, data logger, system monitoring, network and control interfaces integrated as standard

Free Solar Portal for monitoring the PV system

Smart Home integration

## Smart performance

Low conversion losses due to high-voltage battery

Battery charging from various AC energy sources<sup>2)</sup>

Flexible Scalable by connecting battery storages in the size 5.1 - 66.3 kWh

Peak shaving (short-term and rapid reduction of peak loads)<sup>2)</sup>

Timed Battery Control - Charging/ Discharging when power consumption is low / high<sup>2)</sup>

## Easy to install

Simple device configuration using commissioning wizard

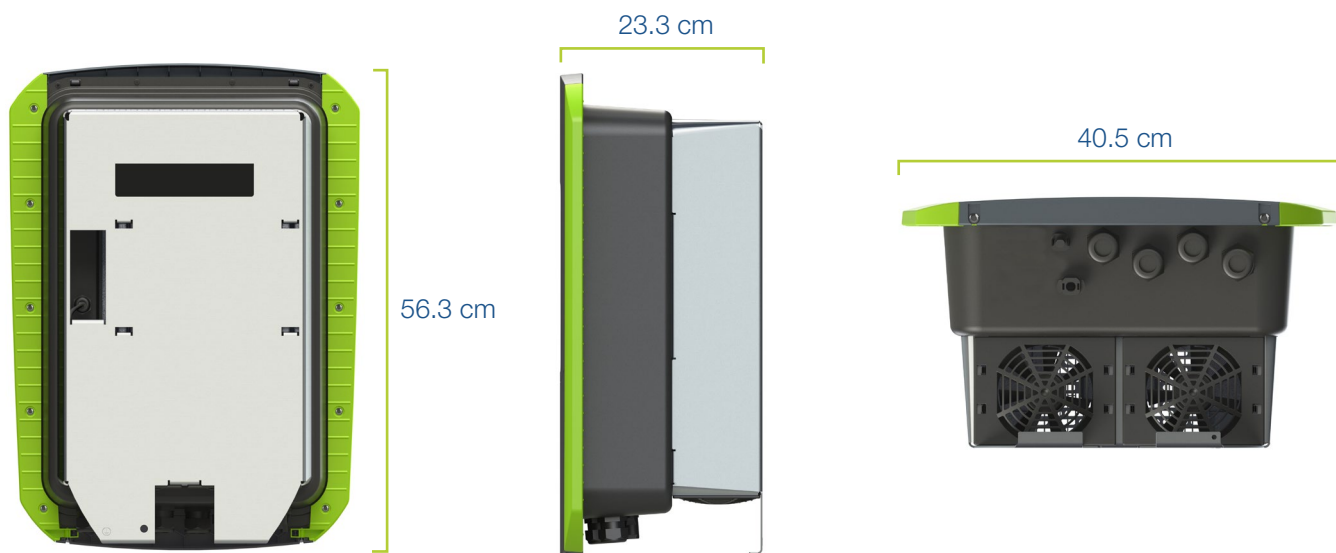
Safe installation due to clearly arranged, separate terminal compartment and protected power electronics

Compatible with RCD type A

Auto Update: Always up to date with the latest technology



# PLENTICORE BI: compact and rapidly deployable



<sup>1)</sup> Battery function enabled at the factory (no battery activation code required).

<sup>2)</sup> KOSTAL Smart Energy Meter necessary

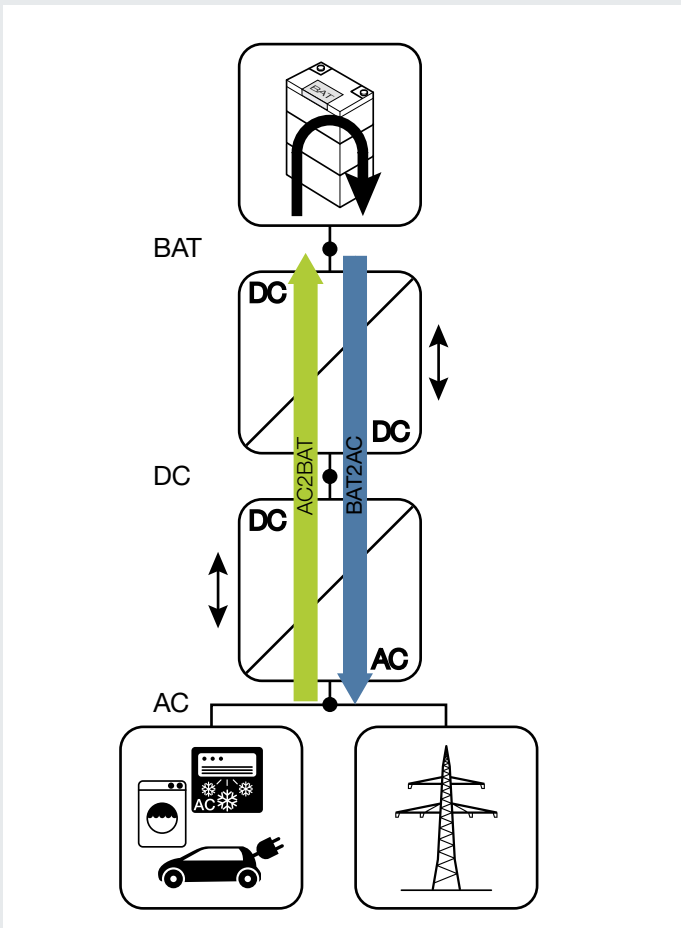
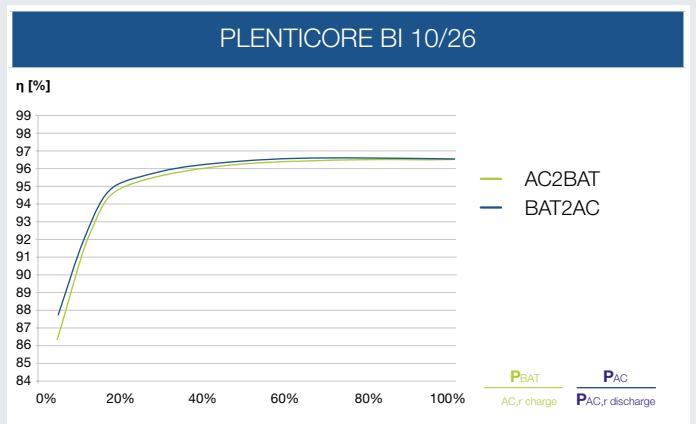
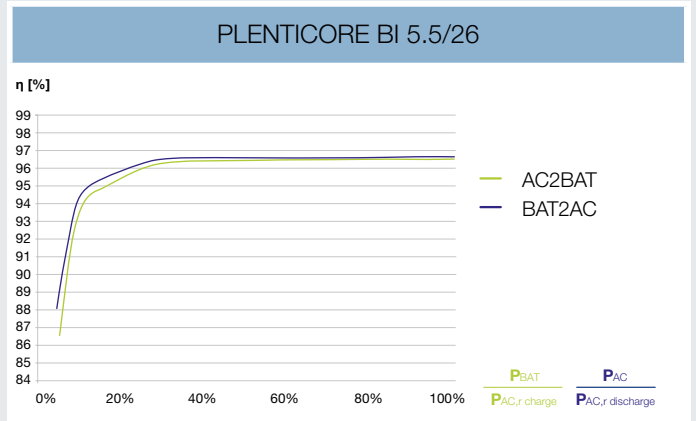
## Technical data PLENTICORE BI

Power class PLENTICORE BI		5.5/26	10/26
Input (DC)	Working voltage for battery input ( $U_{DCworkbatmin} - U_{DCworkbatmax}$ )	V 120...650	
	Max. charging/discharging current at battery input	A 26/26	26/26
	Number of DC inputs	1	
Output (AC)	Rated power, $\cos \varphi = 1$ ( $P_{AC,r}$ )	kW 5.5	10
	Max. apparent output power, $\cos \varphi_{adj}$	kVA 5.5	10
	Min. output voltage ( $U_{ACmin}$ )	V 320	
	Max. output voltage ( $U_{ACmax}$ )	V 460	
	Rated output current ( $I_{AC,r}$ )	A 7.94	14.43
	Max. output current ( $I_{ACmax}$ )	A 8.82	16.04
	Short-circuit current (peak/RMS)	A 12.5/8.8	22.8/16.1
	Grid connection	3N~, 400V, 50 Hz	
	Rated frequency ( $f_r$ )	Hz 50	
	Min/max grid frequency ( $f_{min}/f_{max}$ )	Hz 47/53	
	Setting range of the power factor ( $\cos \varphi_{AC,r}$ )	0.8 ... 1 ... 0.8	
	Power factor for rated power ( $\cos \varphi_{AC,r}$ )	1	
	Max. THD	%	
	Standby	W 7.9	
	$\eta$	Max. efficiency Bat2AC	% 96.6
Max. efficiency AC2Bat		% 96.8	96.8

	Power class PLENTICORE BI		5.5/26	10/26
System data	Topology: Without galvanic isolation – transformerless		✓	
	Protection class according to IEC 60529		IP 65	
	Protective class according to IEC 62103		I	
	Overvoltage category according to IEC 60664-1, output side (grid connection)		III	
	Degree of contamination		4	
	Environmental category (indoor installation)		✓	
	UV resistance		✓	
	AC cable diameter (min-max)	mm	8...17	
	AC cable cross-section (min-max)	mm <sup>2</sup>	1.5...6	4...6
	BAT cable cross-section	mm <sup>2</sup>	6	6
	Max. fuse protection on output side		B16/C16	B25/C25
	Internal operator protection according to EN 62109-2 (compatible with RCD type A)		✓	
	Independent disconnection device according to VDE 0126-1-1		✓	
	Height/width/depth	mm	563/405/233	
	Weight	kg	17.9	19.9
	Cooling principle – regulated fans		✓	
	Max. air throughput	m <sup>3</sup> /h	184	
	Noise emission (typical)	dB(A)	39	
	Ambient temperature	°C	-20...60	
	Max. installation altitude above sea level	m (ft)	2000	
Relative humidity	%	4...100		
Connection technology, DC side		SUNCLIX plug		
Connection technology, AC side		Spring-type terminal strip		
Interfaces	Ethernet LAN (RJ45)		1	
	Connection of energy meter for collecting energy data (Modbus RTU)		1	
	Digital inputs (e.g. for digital ripple control receiver)		4	
	USB 2.0		1	
	Webserver (user interface)		✓	
	KOSTAL Smart Warranty / Warranty <sup>1)</sup>	Years	5 (2)	
	Optional warranty extension for (years)		5/10/15	
Directives/Certification		CE, GS, IEC62109-1, IEC62109-2, EN60529, DIN VDE 0126-1-1:2013-08, VDE AR-N4105:2018, VDE AR-N4100:2018, TOR Erzeuger, ÖNORM E8001-4-712/A2:2016, NA/EEA-CH 2014, IEC62116:2014		

Subject to technical changes. Errors excepted. You can find current information at [www.kostal-solar-electric.com](http://www.kostal-solar-electric.com). Manufacturer: KOSTAL Industrie Elektrik GmbH, Hagen, Germany

<sup>1)</sup> KOSTAL Smart Warranty: 5-year warranty only after registration in the KOSTAL Solar online shop



### Services for our products

FAQs:  
[kostal-solar-electric.com/Service\\_Support](http://kostal-solar-electric.com/Service_Support)

Product registration, KOSTAL Smart Warranty, warranty extension or purchase of accessories:  
[shop.kostal-solar-electric.com](http://shop.kostal-solar-electric.com)

Get in touch: [service-solar@kostal.com](mailto:service-solar@kostal.com)

# KOSTAL

KOSTAL Solar Electric GmbH  
Hanferstr. 6  
79108 Freiburg i. Br.  
Deutschland  
Telefon: +49 761 47744 - 100  
Fax: +49 761 47744 - 111

KOSTAL Solar Electric Ibérica S.L.  
Edificio abm  
Ronda Narciso Monturiol y Estarriol, 3 Torre  
B, despachos 2 y 3  
Parque Tecnológico de Valencia  
46980 Valencia  
España  
Teléfono: +34 961 824 - 934  
Fax: +34 961 824 - 931

KOSTAL Solar Electric France SARL  
11, rue Jacques Cartier  
78280 Guyancourt  
France  
Téléphone: +33 1 61 38 - 4117  
Fax: +33 1 61 38 - 3940

KOSTAL Solar Electric Hellas E.Π.Ε.  
47 Steliou Kazantzidi st., P.O. Box: 60080 1st  
building – 2nd entrance  
55535, Pilea, Thessaloniki  
Ελλάδα  
Τηλέφωνο: +30 2310 477 - 550  
Φαξ: +30 2310 477 - 551

KOSTAL Solar Electric Italia Srl  
Via Genova, 57  
10098 Rivoli (TO)  
Italia  
Telefono: +39 011 97 82 - 420  
Fax: +39 011 97 82 - 432